



Large Pastel Kitchen

Assembly Instructions

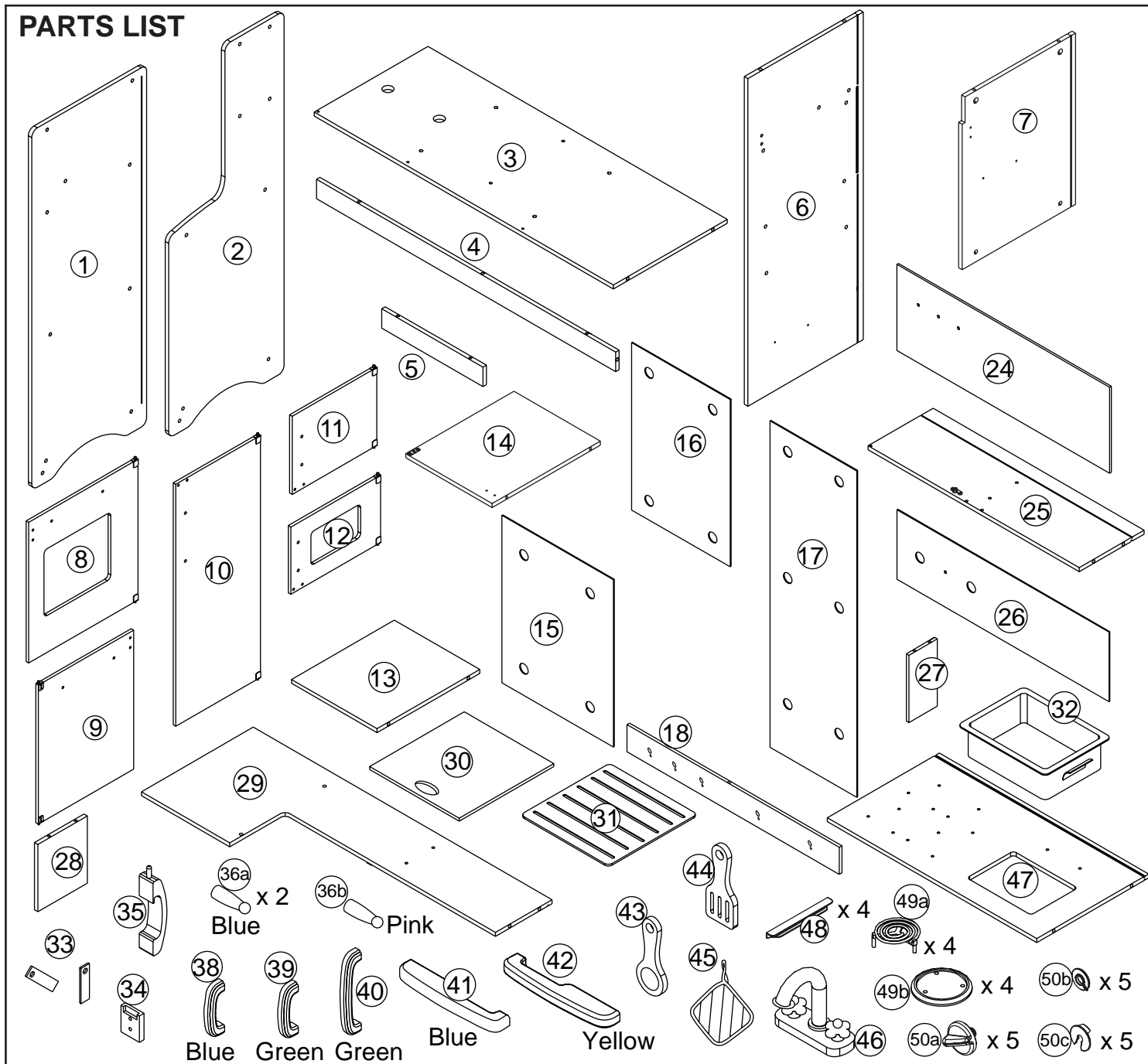
Item #53181F

© 2012 KidKraft, LP

Please retain this information
for future reference

To order replacement parts,
please visit www.kidkraft.com

PARTS LIST



⚠ WARNING:
ADULT ASSEMBLY REQUIRED.
Product includes small parts with potentially hazardous sharp points and sharp edges in the unassembled state. Keep unassembled parts away from children.

USE AND MAINTENANCE:
-Use on level surfaces only
-Please check assembly at regular intervals, and frequently tighten hardware if necessary. If maintenance is not carried out, the product could cease to function properly.

⚠ WARNING:
CHOKING HAZARD. Small parts and sharp points, not suitable for children under 3 years.

⚠ WARNING:
If used improperly, your kitchen may be pulled over or fall, creating risk of injury or damage. To minimize this risk, we recommend that you use the enclosed wall anchor kit, which gives you the option of attaching the kitchen to a wall. In addition, children should not be permitted to climb or pull on the kitchen.










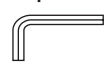









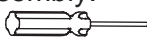







Customer Service
1-800-933-0771
www.kidkraft.com



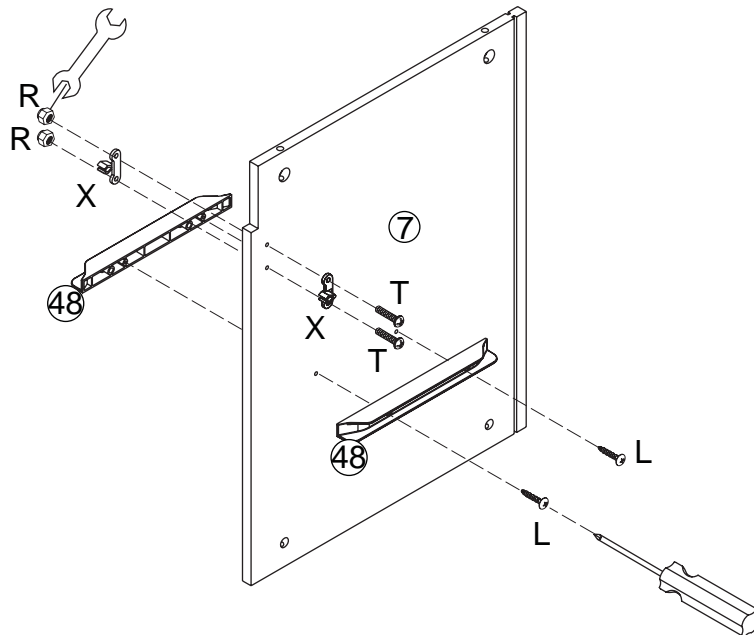
Large Pastel Kitchen

Assembly Instructions

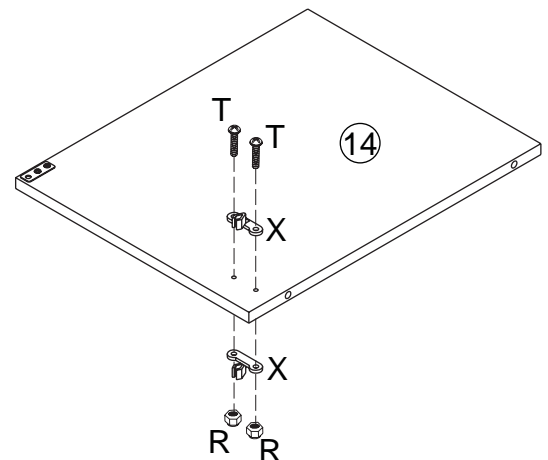
Item #53181F

HARDWARE				
A. Pink Cross Dowel Bolt x 10 pcs  2 1/4 in, 57 mm	F. Cross Dowel Nut x 36 pcs 	L. White Screw x 6 pcs  1 3/8 in, 34 mm	S. Silver Screw x 2 pcs  1 in, 26 mm	X. Latch x 5 pcs 
B. White Cross Dowel Bolt x 26 pcs  2 1/4 in, 57 mm	G. Black Cross Dowel Bolt x 1 pc  1 5/16 in, 33 mm	M. Large Nylon Nut x 1 pc 	T. Screw x 4 pcs  15/16 in, 24 mm	Allen Wrench x 1 pc 
C. Yellow Screw x 2 pcs  1 1/16 in, 27 mm	H. Pink Screw x 2 pcs  1 3/8 in, 34 mm	N. Washer x 1 pc 	U. Pink Screw x 2 pcs  13/16 in, 20 mm	Wrench x 1 pc 
D. Pink Screw x 4 pcs  1 1/16 in, 27 mm	I. Wood Dowel x 8 pcs 	O. Cam Lock x 2 pcs 	V. White Screw x 17 pcs  7/8 in, 22 mm	The following tool (not included) is required for assembly:  Phillips® screwdriver
E. Yellow Screw x 4 pcs  1 1/16 in, 27 mm	J. Hex Screw x 2 pcs  1 1/8 in, 28 mm	P. Twist Nut x 2 pcs 	W. Pink Screw x 2 pcs  7/8 in, 22 mm	
	K. Screw x 10 pcs  5/16 in, 8 mm	Q. Latch x 5 pcs 		
		R. Nylon Nut x 8 pcs 		

Step 1



Step 2



Before calling customer service, please locate the batch code number (example: 105906/65006/04) found on the bottom or back of your product.

Customer Service
1-800-933-0771
www.kidkraft.com

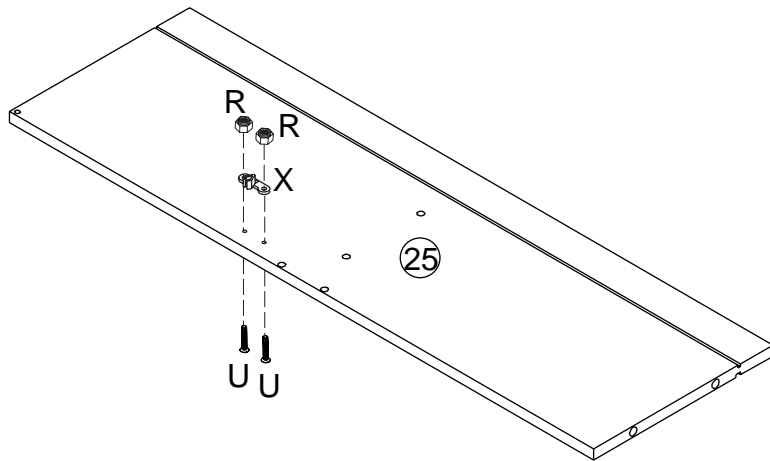


Large Pastel Kitchen

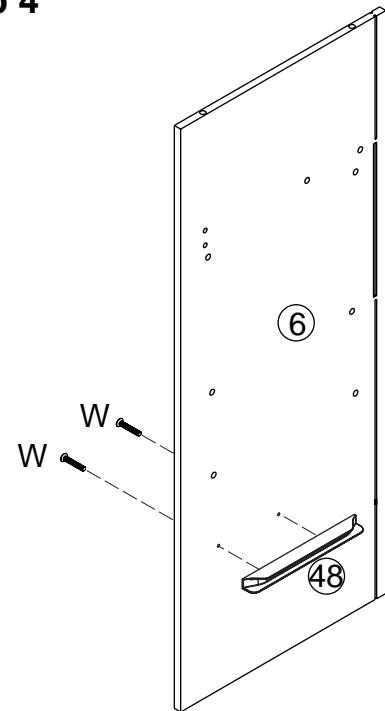
Assembly Instructions

Item #53181F

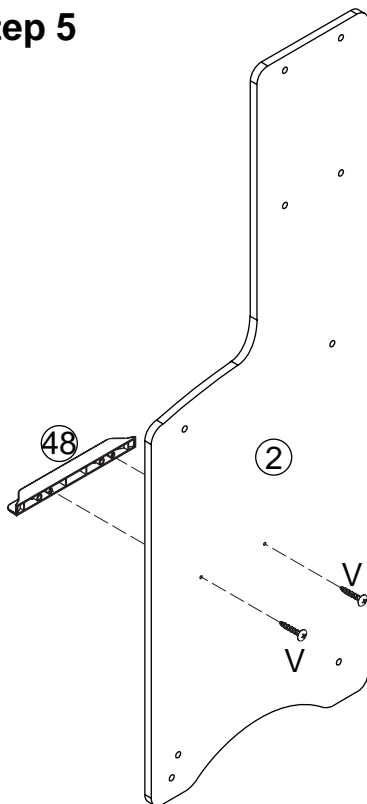
Step 3



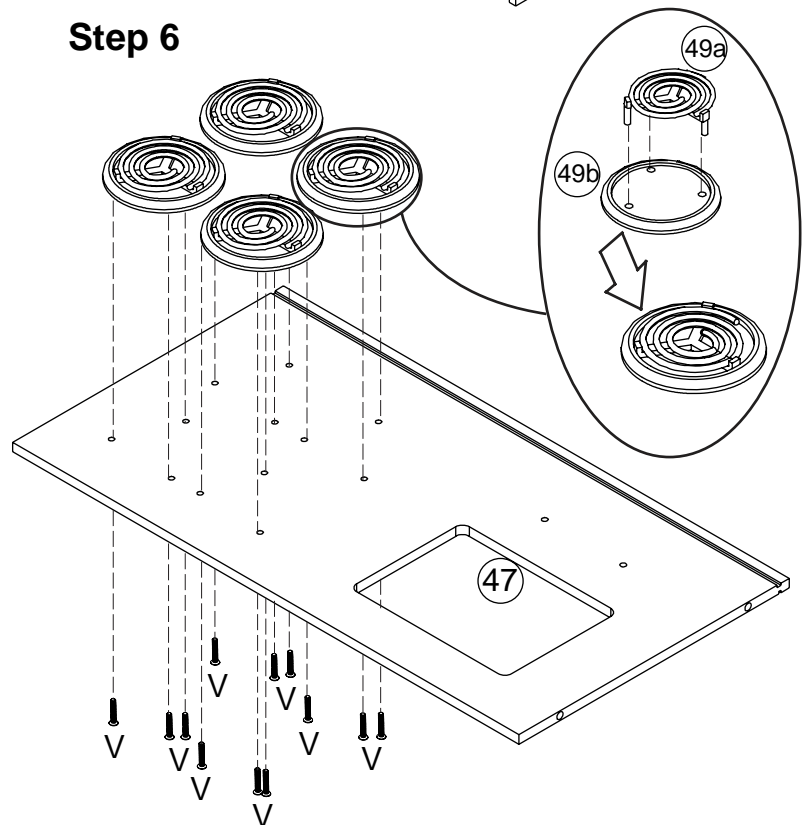
Step 4



Step 5



Step 6



Customer Service
1-800-933-0771
www.kidkraft.com

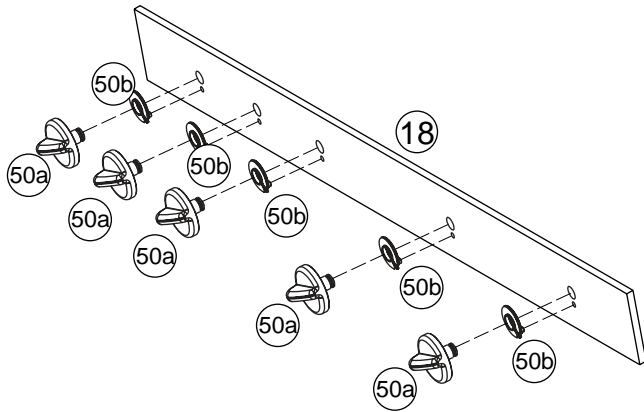


Large Pastel Kitchen

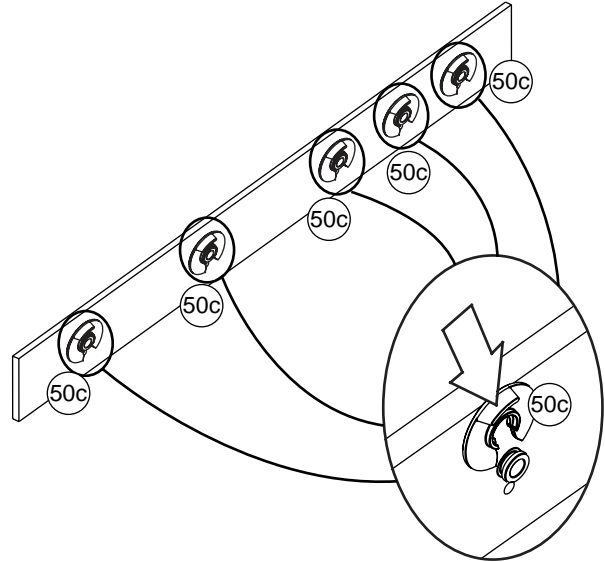
Assembly Instructions

Item #53181F

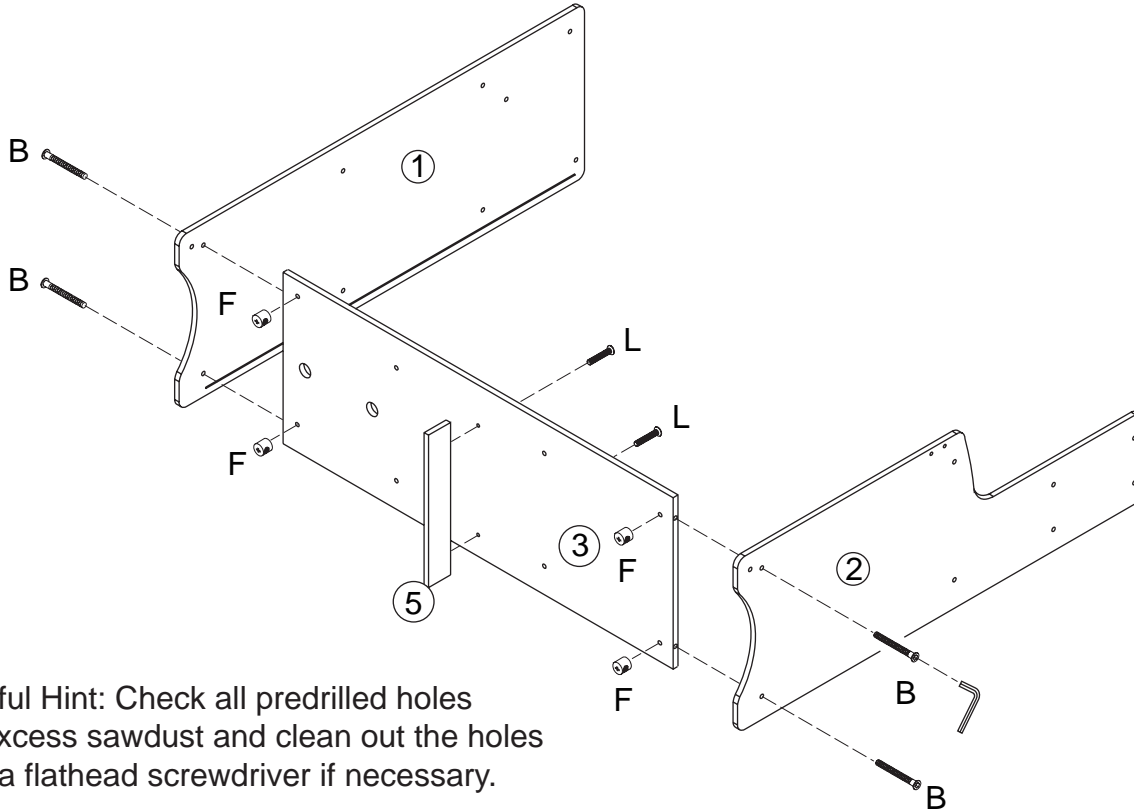
Step 7



Step 8



Step 9



Helpful Hint: Check all predrilled holes for excess sawdust and clean out the holes with a flathead screwdriver if necessary.

Customer Service
1-800-933-0771
www.kidkraft.com

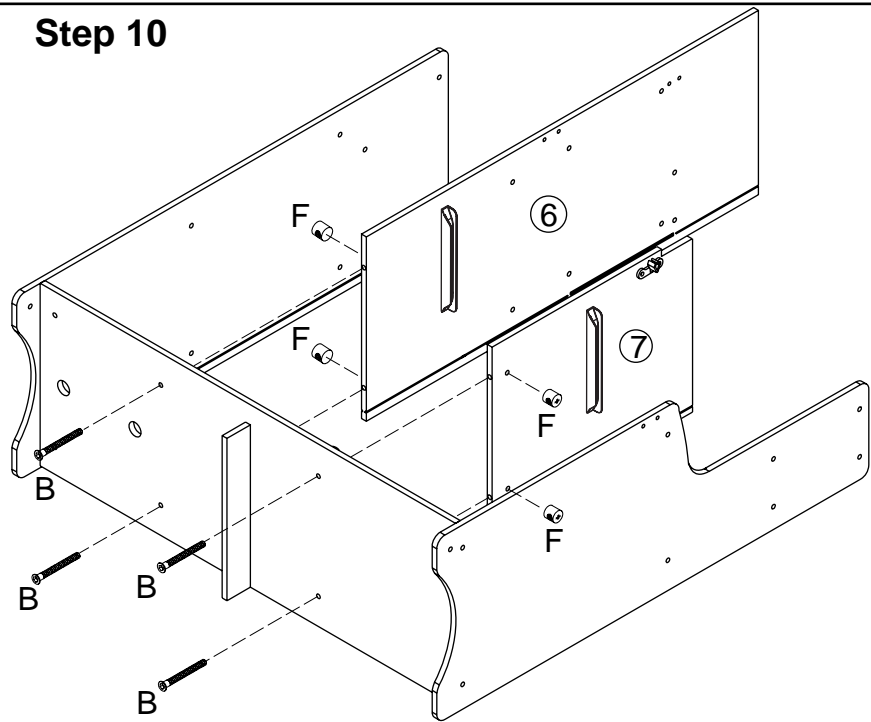


Large Pastel Kitchen

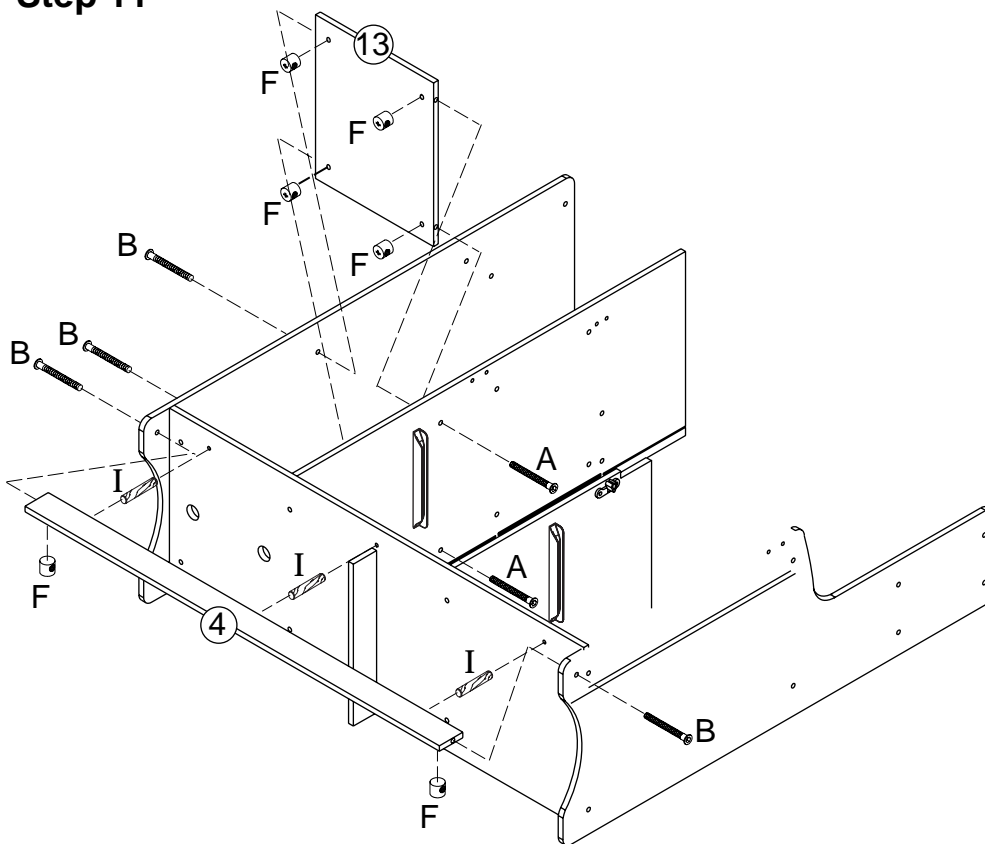
Assembly Instructions

Item #53181F

Step 10



Step 11



Customer Service
1-800-933-0771
www.kidkraft.com

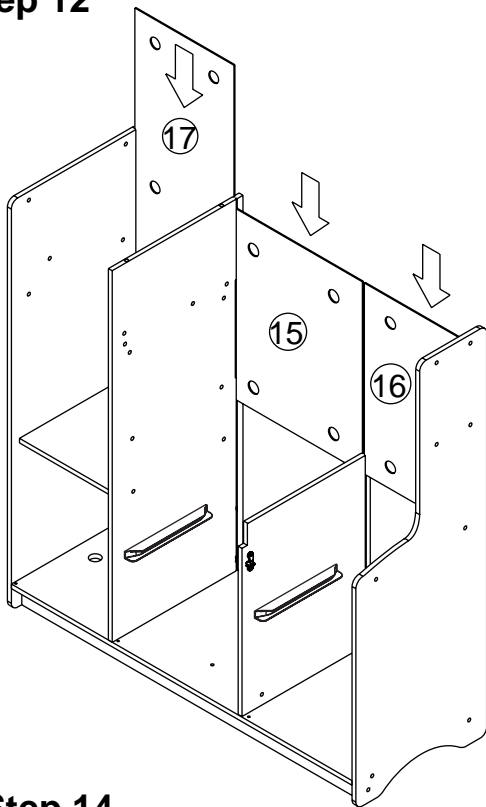


Large Pastel Kitchen

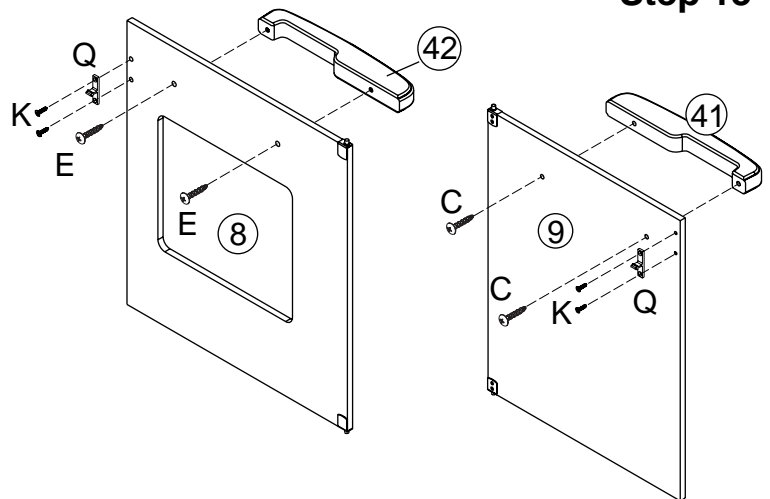
Assembly Instructions

Item #53181F

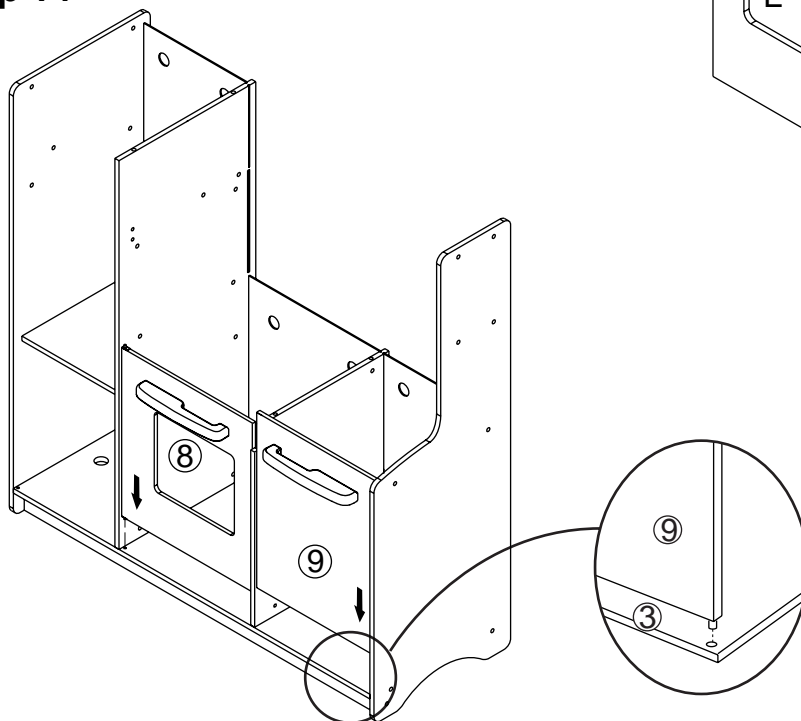
Step 12



Step 13



Step 14



Customer Service
1-800-933-0771
www.kidkraft.com

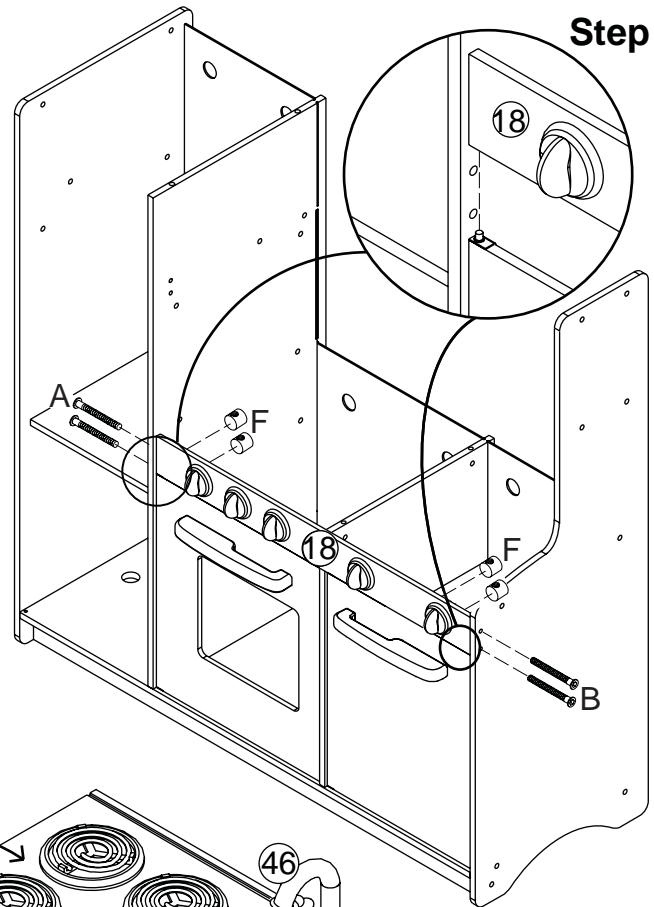


Large Pastel Kitchen

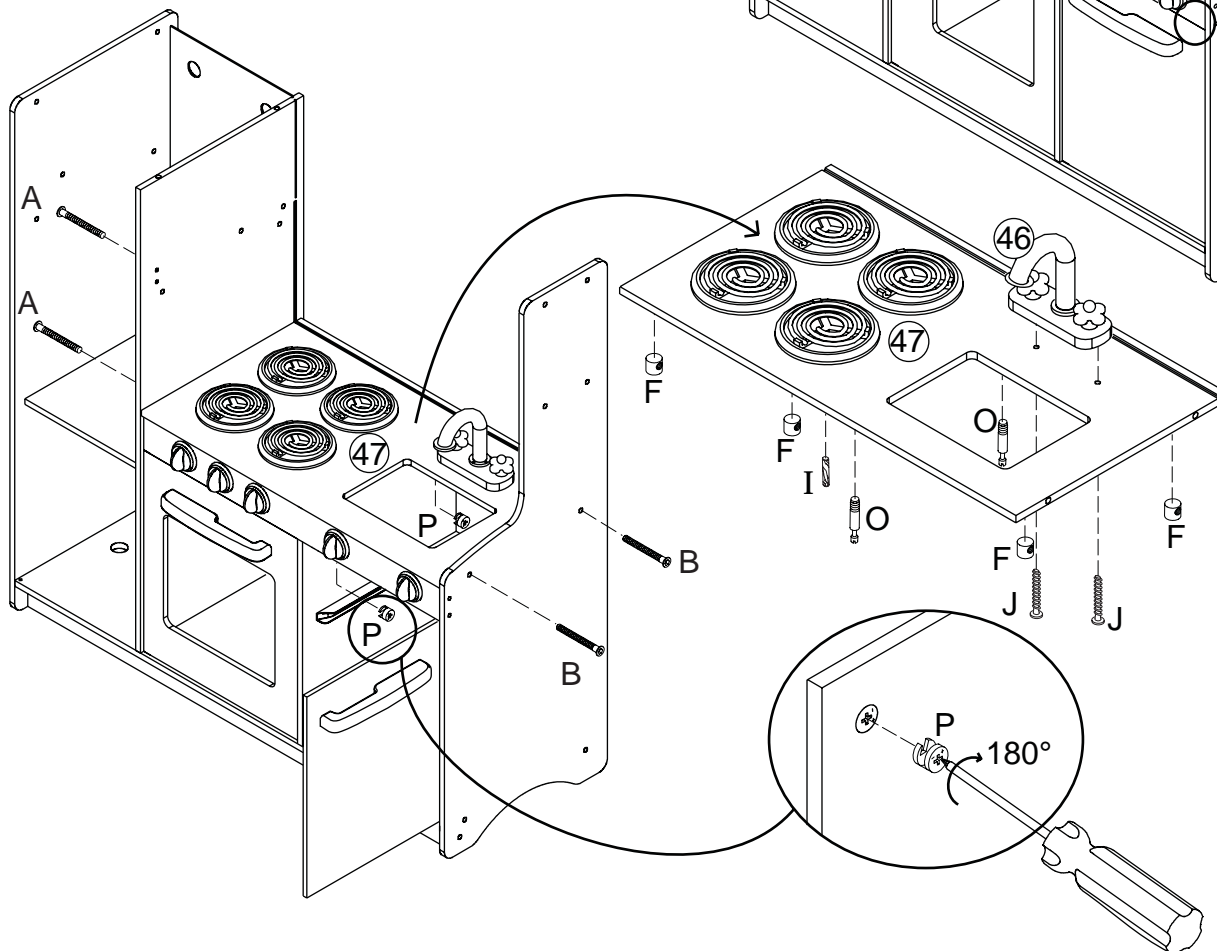
Assembly Instructions

Item #53181F

Step 15



Step 16



Customer Service
1-800-933-0771
www.kidkraft.com

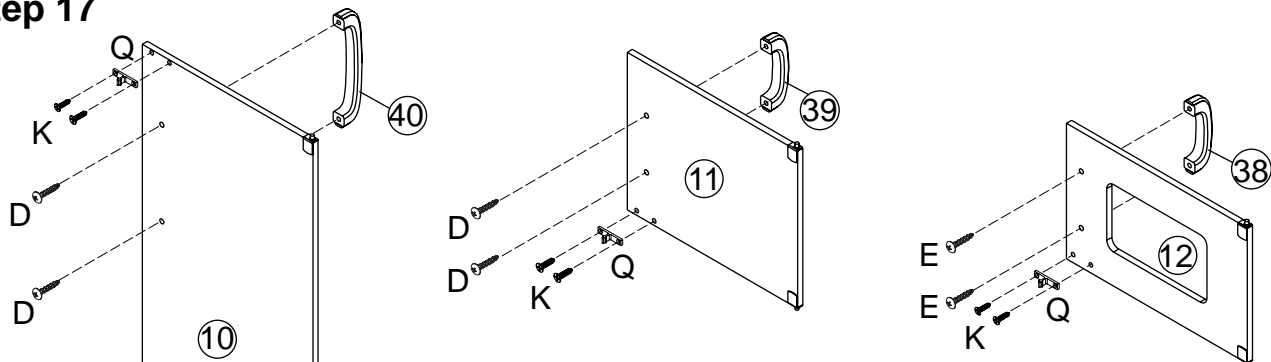


Large Pastel Kitchen

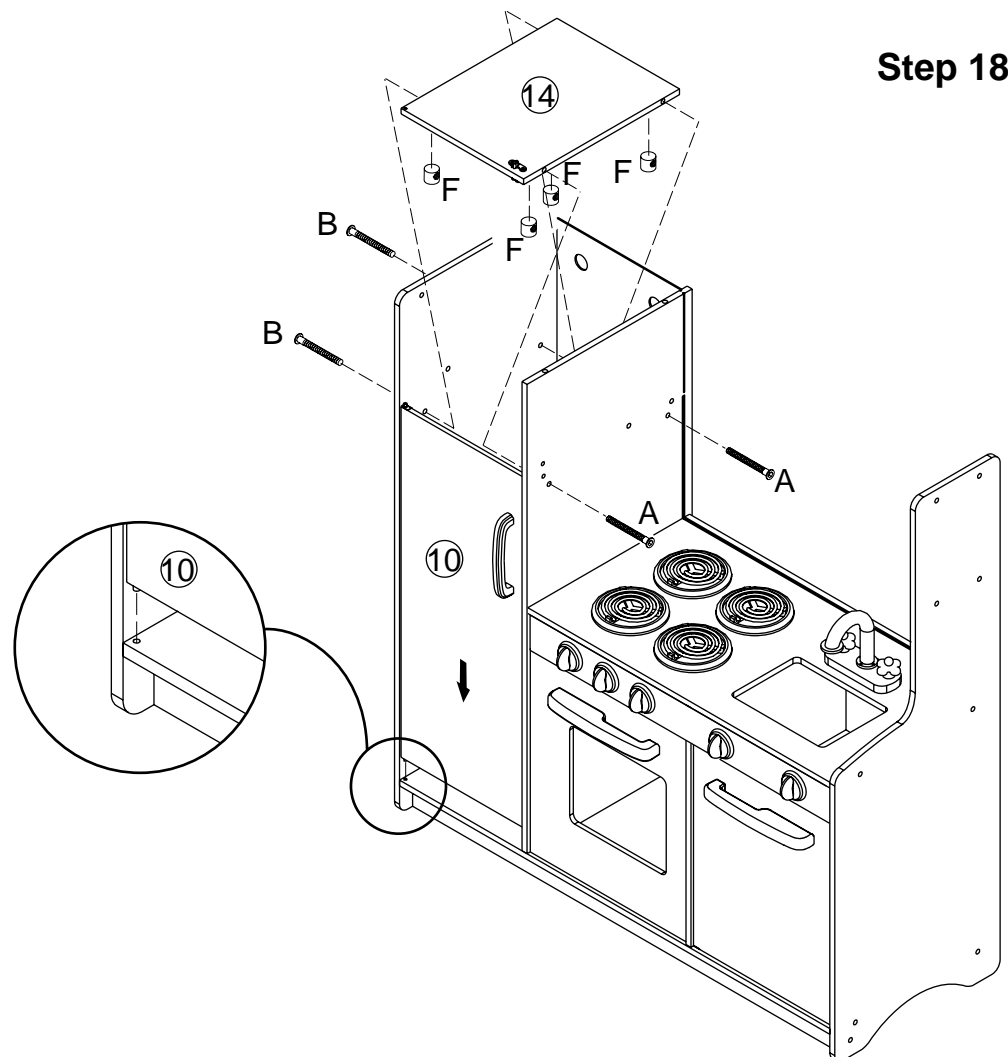
Assembly Instructions

Item #53181F

Step 17



Step 18



Customer Service
1-800-933-0771
www.kidkraft.com

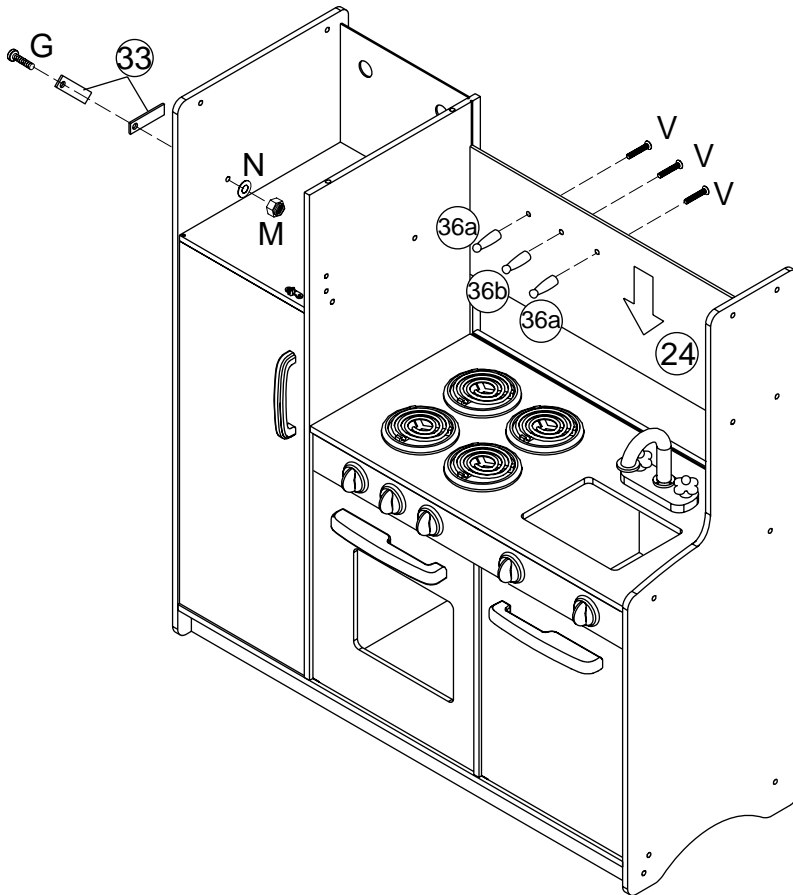


Large Pastel Kitchen

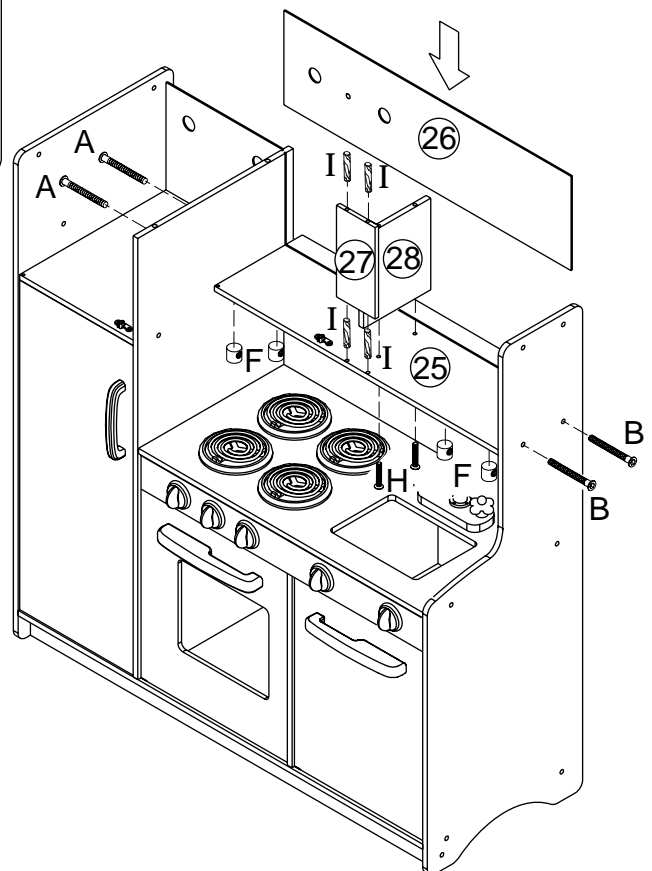
Assembly Instructions

Item #53181F

Step 19



Step 20



Customer Service
1-800-933-0771
www.kidkraft.com

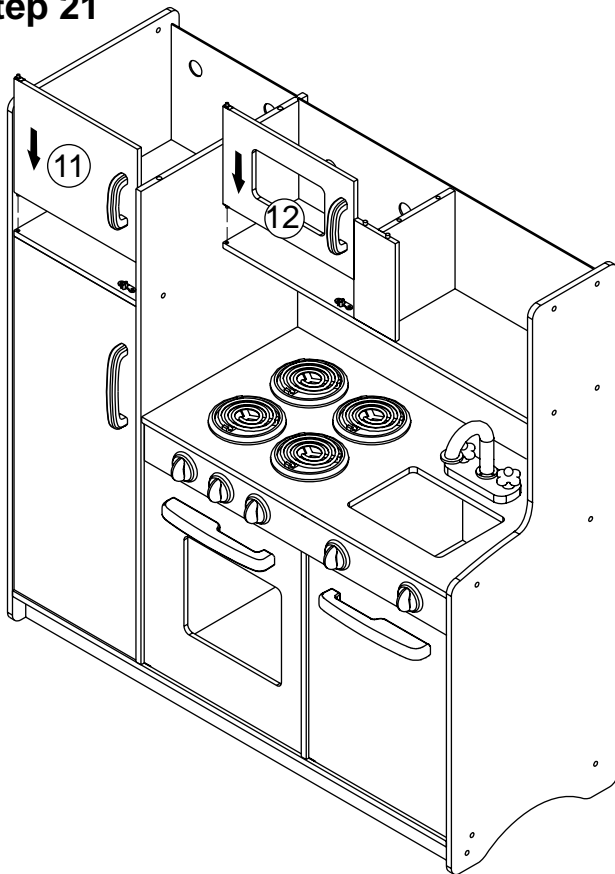


Large Pastel Kitchen

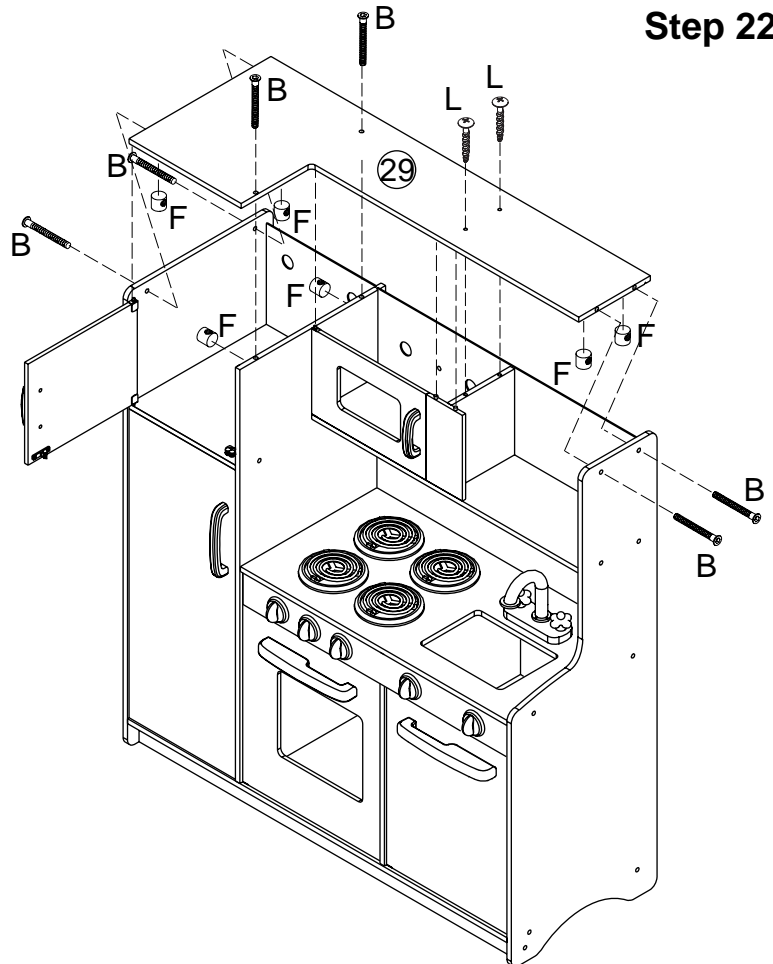
Assembly Instructions

Item #53181F

Step 21



Step 22



Customer Service
1-800-933-0771
www.kidkraft.com




Large Pastel Kitchen

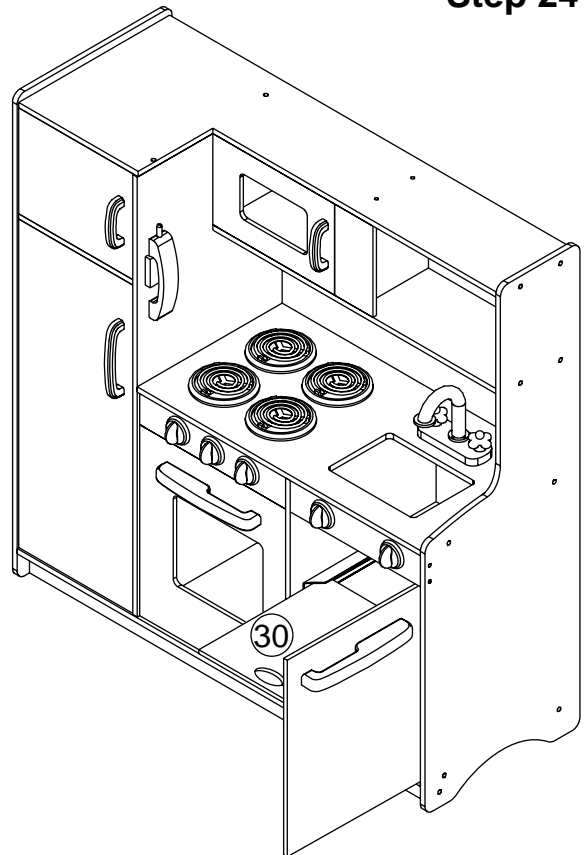
Assembly Instructions

Item #53181F

Step 23



Step 24



Customer Service
1-800-933-0771
www.kidkraft.com

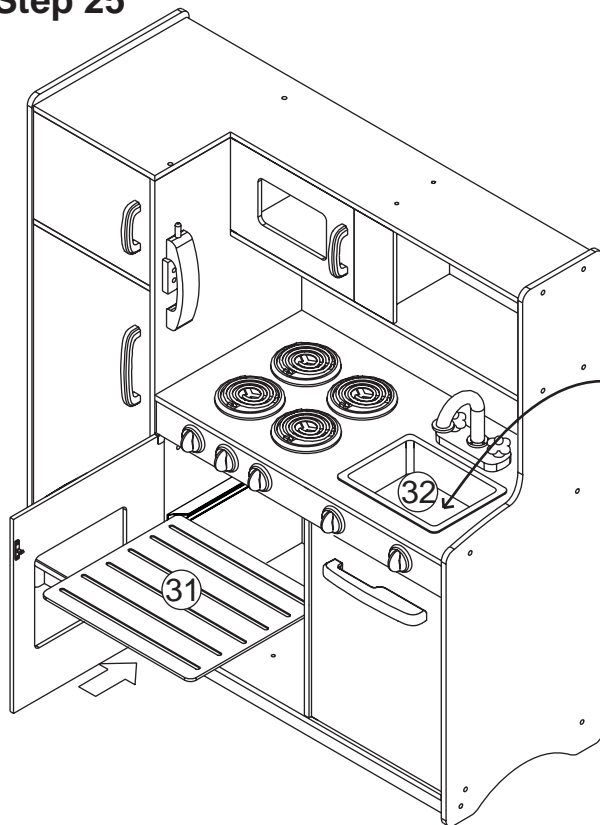


Large Pastel Kitchen

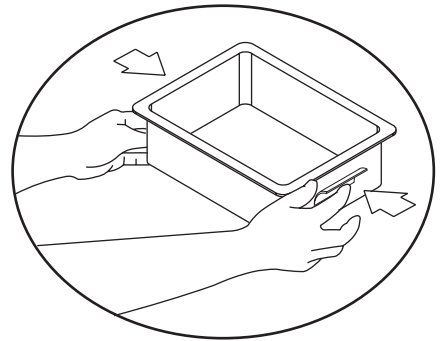
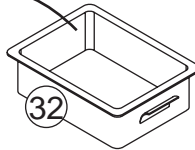
Assembly Instructions

Item #53181F

Step 25

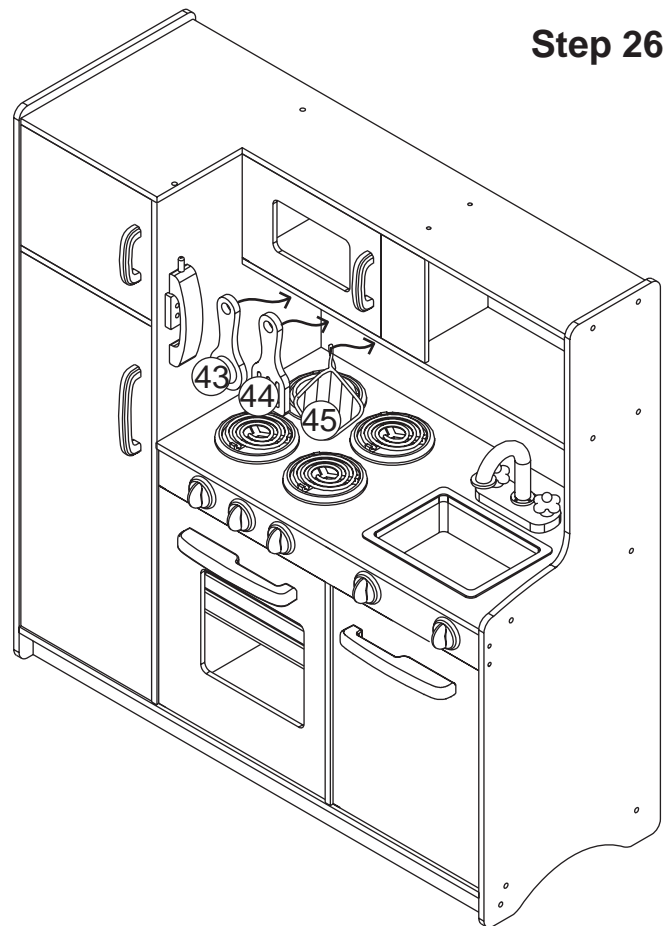


Push sink (part 32)
down until it clicks
into place.



To Remove Sink: The sink may only
be removed by an adult. Hold the tabs
and lift through the hole to release.

Step 26



Customer Service
1-800-933-0771
www.kidkraft.com

**Parental supervision required.**

This toy is intended for children of a specific age or above. Parents should supervise the play area so that children younger than the intended age range do not interact with this toy. Use this toy on the floor. Do not allow children to climb on or around or in the toy.

IMPORTANT INFORMATION - PLEASE READ FIRST

ALL OF OUR WOODEN ITEMS ARE HANDCRAFTED, HAND ASSEMBLED, AND HAND PAINTED. EACH ONE IS UNIQUE. SLIGHT IMPERFECTIONS MAY OCCUR AND ARE NOT MANUFACTURING DEFECTS.

PLEASE NOTE THAT WE DO NOT WARRANTY AGAINST THE USE OF PERMANENT MARKERS, NON-WATER-BASED PAINTS, CRAYONS, OR WASHABLE MARKERS. SOME OF THESE ITEMS CONTAIN PERMANENT COLOR DYES THAT COULD DAMAGE THE SURFACE.

CLEANING INSTRUCTIONS

CLEAN THE SURFACE USING A SLIGHTLY DAMP CLOTH AND MILD DISH WASHING LIQUID IF NECESSARY. DO NOT USE ANY CLEANING PRODUCT CONTAINING ALCOHOL OR AMMONIA. THESE WILL DULL THE SHINY SURFACE OF THE PRODUCT. FURNITURE POLISH WILL ALSO WORK TO CLEAN AND DUST OFF THE SURFACE.

ADULTS: WASH ALL FOOD/DRINK PLAYTHINGS THOROUGHLY BEFORE USE. NOT DISHWASHER, OVEN OR MICROWAVE SAFE.

WE RECOMMEND THAT YOU TEST ALL CLEANING MATERIALS ON THE UNDERSIDE OF ANY SURFACE THAT WOULD NOT BE SEEN DURING NORMAL USE OF THE PRODUCT. IF YOU HAVE QUESTIONS REGARDING THE MAINTENANCE OF THIS PRODUCT PLEASE FEEL FREE TO CALL US.

SOLE AND LIMITED WARRANTY

THIS TOY IS WARRANTED SOLELY AGAINST MANUFACTURING DEFECTS FOR A PERIOD OF 90 DAYS FROM THE DATE OF PURCHASE, WHICH RUNS ONLY TO THE ORIGINAL USER OF THE TOY. IN THE EVENT OF A MANUFACTURING DEFECT, PARTS WILL BE REPLACED OR THE ENTIRE PRODUCT WILL BE REPLACED OR THE PURCHASE PRICE WILL BE REFUNDED, AT THE ELECTION OF THE MANUFACTURER. TO ACTIVATE AND PROTECT THIS WARRANTY, PRESERVE EVIDENCE OF ORIGINAL PURCHASE AND CAREFULLY INSPECT THE CONDITION OF THE TOY PRIOR TO AND AFTER ASSEMBLY, LOOKING FOR MISSING, DEGRADED, BROKEN OR HAZARDOUS PARTS, INCLUDING PARTS WHICH CAN BE SWALLOWED BY A CHILD, CAUSE A CHILD TO CHOKE, OR OTHERWISE CAUSE INJURY. SUCH PARTS MAY INCLUDE FASTENERS AND CONNECTORS. SHOULD YOU OBSERVE ANY DEFECTS, DO NOT USE THE TOY AND IMMEDIATELY NOTIFY THE MANUFACTURER. FAILURE TO DO SO SHALL CONSTITUTE MISUSE. MISUSE, IMPROPER ASSEMBLY, FAILURE TO HONOR A WARNING, FAILURE TO SUPERVISE, INSPECT OR MAINTAIN THE TOY, OR DAMAGE TO THE TOY, WHETHER INTENTIONAL OR INADVERTENT, SHALL INVALIDATE THIS WARRANTY. THIS WARRANTY GIVES YOU SPECIFIC LEGAL RIGHTS, AND YOU MAY ALSO HAVE OTHER RIGHTS WHICH VARY FROM STATE TO STATE.

TO SUBMIT A WARRANTY CLAIM PLEASE CONTACT KIDKRAFT CUSTOMER SERVICE AT 1-800-933-0771 FOR INSTRUCTIONS ON HOW TO PROVIDE PROOF OF PURCHASE AND HOW TO RETURN THE ITEM FREIGHT PRE-PAID.