

# KidKraft is here to help!

If you have any issues with your item or need any assistance, please contact us.

**Email** us with the **item number**, description of the problem, **part number** and **batch code**.

(Your batch number is located on the bottom left of this sheet of paper.)

[www.kidkraft.com/assembly-instructions](http://www.kidkraft.com/assembly-instructions)

## ¡En KidKraft estamos para ayudarle!

Si tiene algún problema con su artículo o necesita ayuda, por favor contáctenos. Envíenos un **Email** con el **número del artículo**, descripción del problema, **número de la pieza** y **código de lote**.

(Su código de lote se localiza en la parte inferior izquierda de esta página.)

[www.kidkraft.com/assembly-instructions](http://www.kidkraft.com/assembly-instructions)

## KidKraft est là pour vous aider!

Si vous avez un problème avec un article ou si vous avez besoin d'assistance, contactez-nous s'il vous plait.

Envoyez-nous un **e-mail** précisant le **numéro de référence**, la description du problème, le **numéro de référence** de la pièce et le **code de lot**.

(Votre la pièce et le code de lot est situé en bas à gauche de cette feuille.)

[www.kidkraft.com/assembly-instructions](http://www.kidkraft.com/assembly-instructions)

## KidKraft hilft Ihnen gerne!

Sie können uns jederzeit kontaktieren, falls Sie Probleme mit Ihrem Artikel haben oder sonst Unterstützung benötigen. Senden Sie uns einfach eine **E-Mail** mit der **Artikelnummer**, eine Beschreibung des Problems sowie der **Teile-** und **Chargennummer**. (Sie finden Ihre Chargennummer unten links auf dieser Seite.)

[www.kidkraft.com/assembly-instructions](http://www.kidkraft.com/assembly-instructions)

## KidKraft helpt u graag!

Neem alstublieft contact met ons op als u een probleem heeft met uw artikel of hulp nodig heeft. **Email** ons het **artikelnummer**, een omschrijving van het probleem, het **onderdeelnummer** en de **partij-code**.

(De partij-code vindt u onderaan links op deze pagina.)

[www.kidkraft.com/assembly-instructions](http://www.kidkraft.com/assembly-instructions)



**Batch Code / Código De Lote /  
La Pièce Et Le Code De Lot /  
Chargennummer / Partij-code:**





Contact Us! / ¡Contáctanos! / Nous Contacter! / Kontaktieren Sie Uns! / Contacteer Ons!

**U.S. / MEXICO**

KidKraft  
4630 Olin Road  
Dallas, Texas 75244  
www.kidkraft.com  
**customerservice@kidkraft.com**  
1.800.933.0771  
972.385.0100

**EUROPEAN REGIONS / REGIÓN DE EUROPA / RÉGION EUROPE /  
EUROPAISCHE LANDSTRICHE / REGIO EUROPA**

KidKraft Netherlands BV  
Olympisch Stadion 29  
1076DE Amsterdam  
The Netherlands  
www.kidkraft.com  
**europcustomerservice@kidkraft.com**  
+31 (0)20 305 8620

**CANADA**

KidKraft  
4630 Olin Road  
Dallas, Texas 75244  
www.kidkraft.com  
**canadacustomerservice@kidkraft.com**  
1.800.933.0771  
972.385.0100

**AUSTRALIA**

KidKraft  
Suite 7101,  
2 Locomotive Street  
Australian Technology Park  
Eveleigh, NSW 2015  
www.kidkraft.com.au  
**aucustomerservice@kidkraft.com**

.....

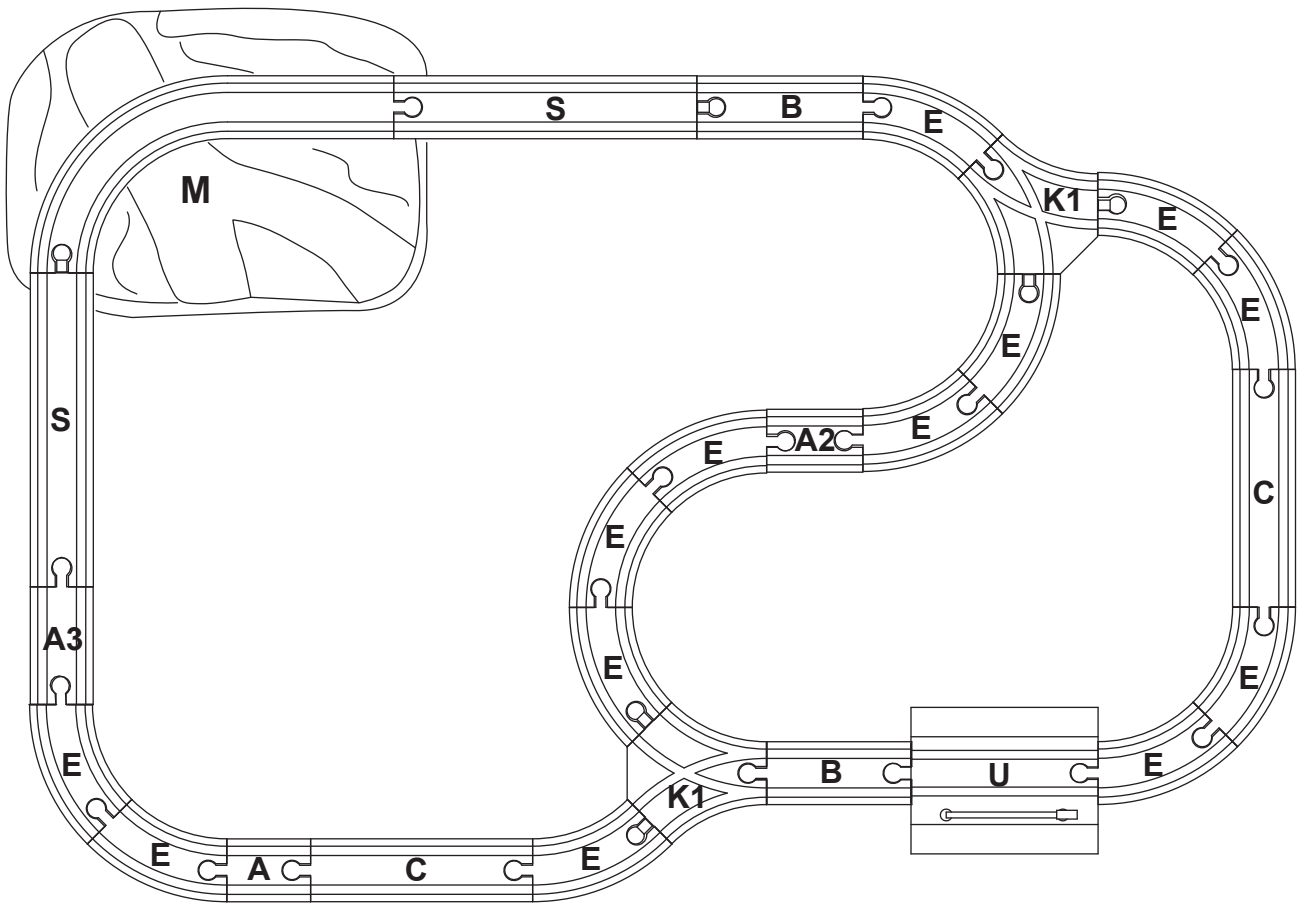
**ALL OTHER REGIONS / TOUTES LES AUTRES RÉGIONS**








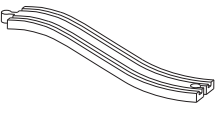
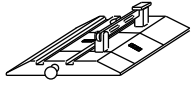

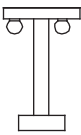

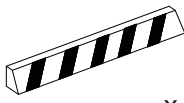



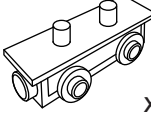








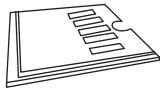
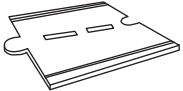
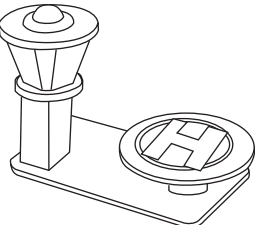




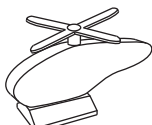


**info@kidkraft.com**



Item Number  
Número del artículo  
Description d'un article  
Artikelnummern  
Artikelnummers

# 17826A



A	A2	A3	B	C	E
 x 1	 x 1	 x 1	 x 2	 x 2	 x 13
K1	S	U	2PCTREE	SL	101 A,D
 x 2	 x 2	 x 1	 x 4	 x 2	 x 1 x 1 = 2
CB	PC	FE	TE	CGT	801
 x 2	 x 1	 x 1	 x 1	 x 1	 x 1
PS	FS	529	RW1	RW2	AP
 x 1  x 1  x 1 = 3	 x 1  x 1  x 1 = 3	 x 1	 x 1	 x 1	 x 1
TCP	140 A,D,F	VH	RW3	M	
 x 1	 x 1  x 1  x 1 = 3	 x 1	 x 1	 x 1	

**A** x 4



16 mm

Step  
Paso  
Étape  
Schritt  
Stap  
**1**

